



Silent Minibar User Manual Model No: 08082, 08083, 08086

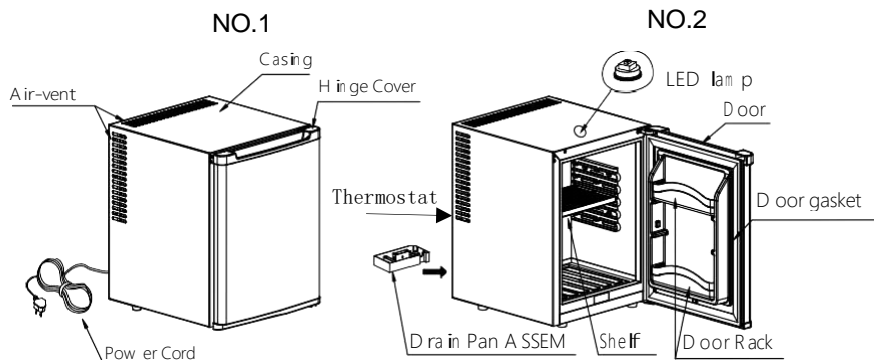
◆ Caution and Attention

- ◇ Please read the user manual carefully before using.
- ◇ Power cord is easily damaged by cutting, extending or by heat.
- ◇ Fire and creepage will occur if using a damaged power cord.
- ◇ If Power cord is damaged, Please refer to a qualified electrician.
- ◇ Please don't lengthen power cord or use with other appliances.
- ◇ Avoiding creepage, please only touch plug / power switch with dry hands.
- ◇ Please use a standard and qualified electrical outlet.
- ◇ Please don't maintain, repair / disassemble by yourself.
- ◇ Please unplug electrical plug if suspicious of a hazard.
- ◇ Please unplug electrical plug if not using for 30 days.
- ◇ Please don't store/eat opened food, fruit and beverage left for more than 3 days.
- ◇ Because insulation material is flammable, please keep it away from naked flames.

◆ How to use

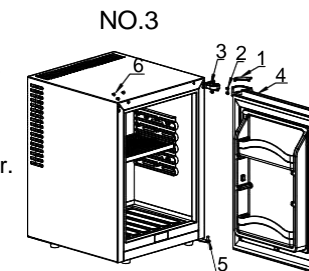
- ◇ Please place on a horizontal surface and ensure good ventilation, according to diagram No.4.
- ◇ Please connect with an electrical outlet and check the LED lamp is on.
- ◇ Close door and remain ON for 2 hours, before putting any food, fruit or beverage into it.
- ◇ Our setting inside temperature is around 8°C based on 25°C ambient temperature.
- ◇ Before cleaning, please unplug first.
- ◇ Please use a soft cotton cloth for cleaning purposes.
- ◇ To relocate, Please remove all contents before moving.

◆ Structure



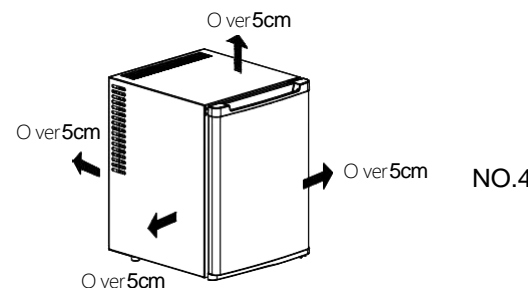
◆ How to change door

1. Remove both left and right hinge cover.
2. Release screws of bottom hinge. Take out bottom hinge.
3. Remove door in bottom direction and place somewhere on the floor.
4. Remove upper hinge.
5. Mount the left upper hinge at left minibar side.
6. Move in the door from bottom entrance and mount it on the left upper hinge.
7. Install bottom hinge-bolt at left side of the door.
8. Screw in bottom hinge inside minibar.
9. Install both left and right hinge cover.



1.Hinge Cover 2.M5X12 Screw 3.Top Hinge
4.Door 5.Bottom hinge 6.Screw cap

◆ Ventilation requirement



◆ Specification

Silent Minibar	
Model No	08082, 08083, 08086
Dimension	W385mm*D390mm*H475mm
Net Volume	26L
Net Weight	10.1kg
Rated V/Hz	220-240V~ 50/60Hz
Rated W	63W
Rated A	0.6A

◆ Trouble shooting

Doesn't Work	If power is on ?
	If connect with electrical outlet?
	If lamp is on?
	If ambient temperature is too high?
Inside Temperature is not enough	If door gasket is ok?
	If ventilation accords to our requirement (No.4 Picture)?
	If ambient temperature is too high?

